

VISUAL TOOLS

Tina Lee Odinsky-Zec, Phd

All views expressed in this presentation belong to the author
and do not represent the opinions of Infobip.

VISUAL NOTETAKING FOR ACTIVE READING/LISTENING - **AGENDA**

- A Little Visual Biography
- What Are Your Visual Notetaking Expectations
- Let's Get You Started: Style/Content
- Survey Participants 44 – Thank you for Insights
- Sharing Survey Results and Intertwine Tips/Tricks
- Some Resources You Can Use Later
- Show and Tell Demo Plus Q&A

YOUR GUIDE, TINA LEE ODINSKY ZEC



Born NJ, USA



TV Sports
Internship,
Taipei, Taiwan

College Professor,
Dubrovnik,
Croatia



Learning
& Development
Expert, Global IT




Undergrad, RIT,
Rochester, NY

Graduate School,
RIT,
Rochester, NY

Relocated to Zagreb,
Croatia

22 Years in Higher
Education, Project
Management,
Entrepreneurship



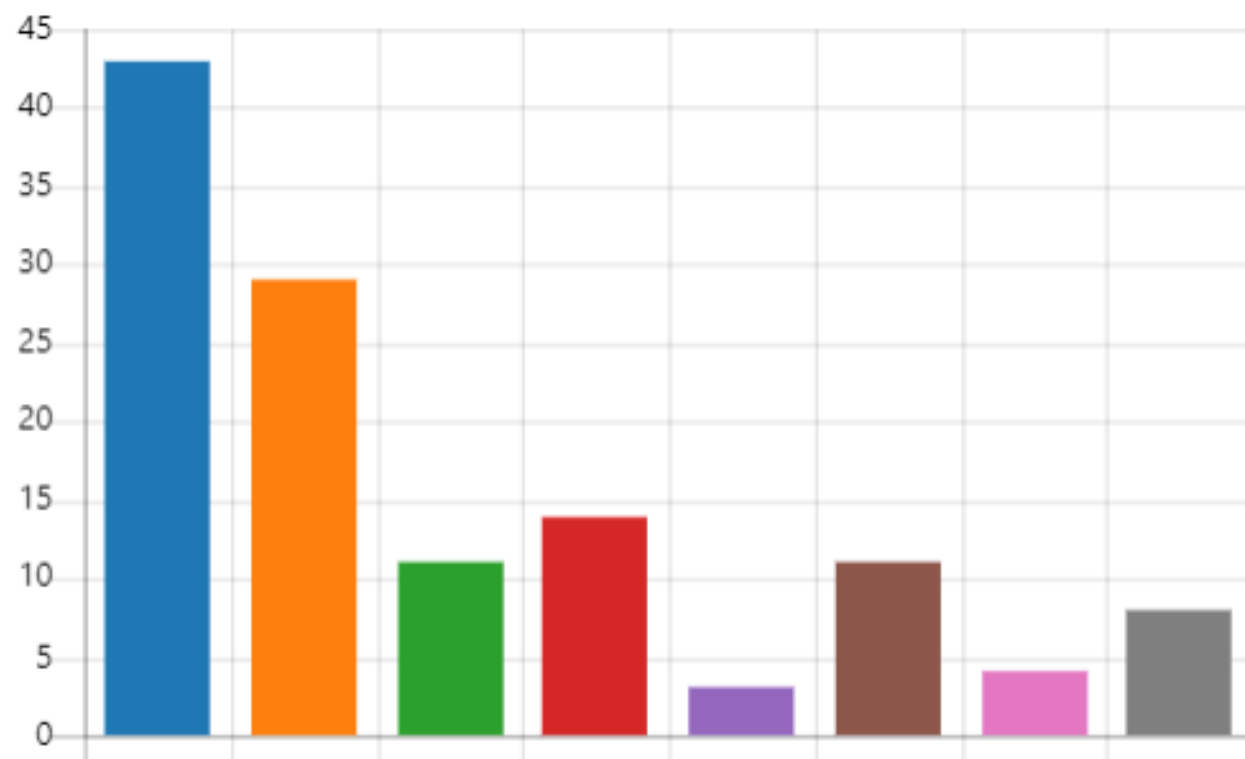


VISUAL NOTETAKING OF YOUR EXPECTATIONS

1. What types of visualizations do you use the most?

[More Details](#)

● Photographs	43
● Illustrations	29
● Visual Maps	11
● Screen Captures	14
● Infographics	3
● Characters	11
● Animated Gifs	4
● Pictographs and Comics	8




Try Free Use
Sites like
Unsplash.com



Give Original
Key Word
Photo Challenges

PHOTOGRAPHS ARE THE MOST COMMON VISUALS

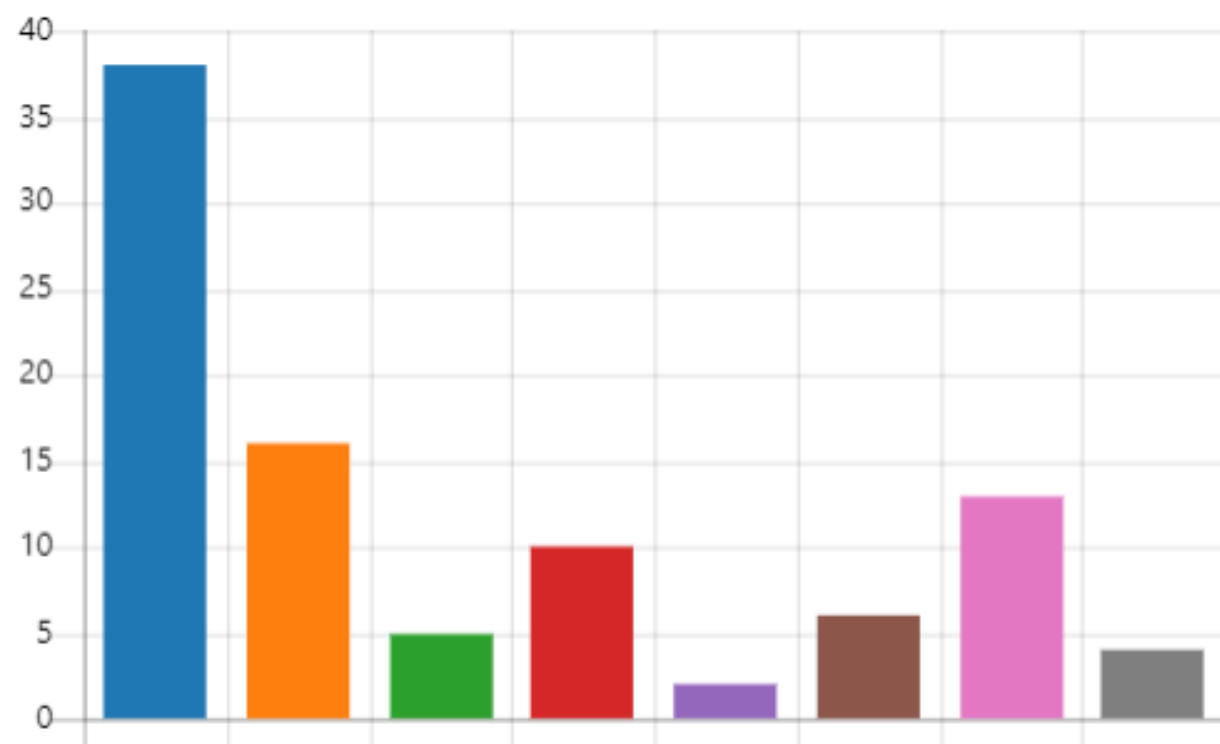
TRY A STORYBOARD ASSIGNMENT



2. What types of visualizations do your students use the most?

[More Details](#)

● Photographs	38
● Illustrations	16
● Visual Maps	5
● Screen Captures	10
● Infographics	2
● Characters	6
● Animated Gifs	13
● Pictographs and Comics	4



OUR BRAINS LOVE VISUALS

10 TYPES OF VISUALS



PHOTOGRAPHS

- CONTEXTUALIZE YOUR CONTENT
- MAKE CONTENT EASY TO UNDERSTAND
- ADD A WOW FACTOR

ILLUSTRATIONS

- TO EXPLAIN PARTS OF AN OBJECT
- TO REPRESENT COMPLEX RELATIONSHIPS AND HIDDEN PATTERNS

VISUAL MAPS

- EXPLAIN COMPLEX RELATIONSHIPS
- REVEAL HIDDEN PATTERNS
- ASSOCIATE UNRELATED CONCEPTS

SCREEN CAPTURES

- SHOWS ACTUAL EXAMPLES
- BETTER EXPLAIN HOW TO USE SOFTWARE
- ILLUSTRATE STEP-BY-STEP GUIDE

CHARACTERS

- MAKE COURSES MORE HUMAN
- INCREASES TRUST AND POSITIVE FEELINGS
- LESS INTIMIDATING

ANIMATED GIFS

- CREATE MORE IMPACT THAT PHOTOS
- DYNAMIC
- FOR HOW-TO TUTORIALS OR SERIES OF PHOTOS

INFOGRAPHICS

- TELL A STORY
- COMPARE AND CONTRAST DATA
- CONNECT CONCEPTS
- EXPLAIN PROCESSES

PICTOGRAPHS AND COMICS

- TELL A STORY WITH VISUAL APPEAL

TYPOGRAPHY

- CLEAR AND LEGIBLE
- FONT SIZE, COLOR & CONTRAST TO GRAB ATTENTION
- SANS SERIFS ARE MORE ATTENTION-GRABBING

VISUAL NOTES

- NARRATED ART
- SKETCHNOTE DEEP THOUGHTS
- CONNECT MAIN POINTS

SHIFT
DISRUPTIVE LEARNING

VISUAL MAPS



- EXPLAIN COMPLEX RELATIONSHIPS
- REVEAL HIDDEN PATTERNS
- ASSOCIATE UNRELATED CONCEPTS

SCREEN CAPTURES



- SHOWS ACTUAL EXAMPLES
- BETTER EXPLAIN HOW TO USE SOFTWARE
- ILLUSTRATE STEP-BY-STEP GUIDE

CHARACTERS



- MAKE COURSES MORE HUMAN
- INCREASES TRUST AND POSITIVE FEELINGS
- LESS INTIMIDATING

ANIMATED GIFS



- CREATE MORE IMPACT THAT PHOTOS
- DYNAMIC
- FOR HOW-TO TUTORIALS OR SERIES OF PHOTOS

INFOGRAPHICS



- TELL A STORY
- COMPARE AND CONTRAST DATA
- CONNECT CONCEPTS
- EXPLAIN PROCESSES

- TELL A STORY WITH VISUAL APPEAL

PICTOGRAPHS AND COMICS

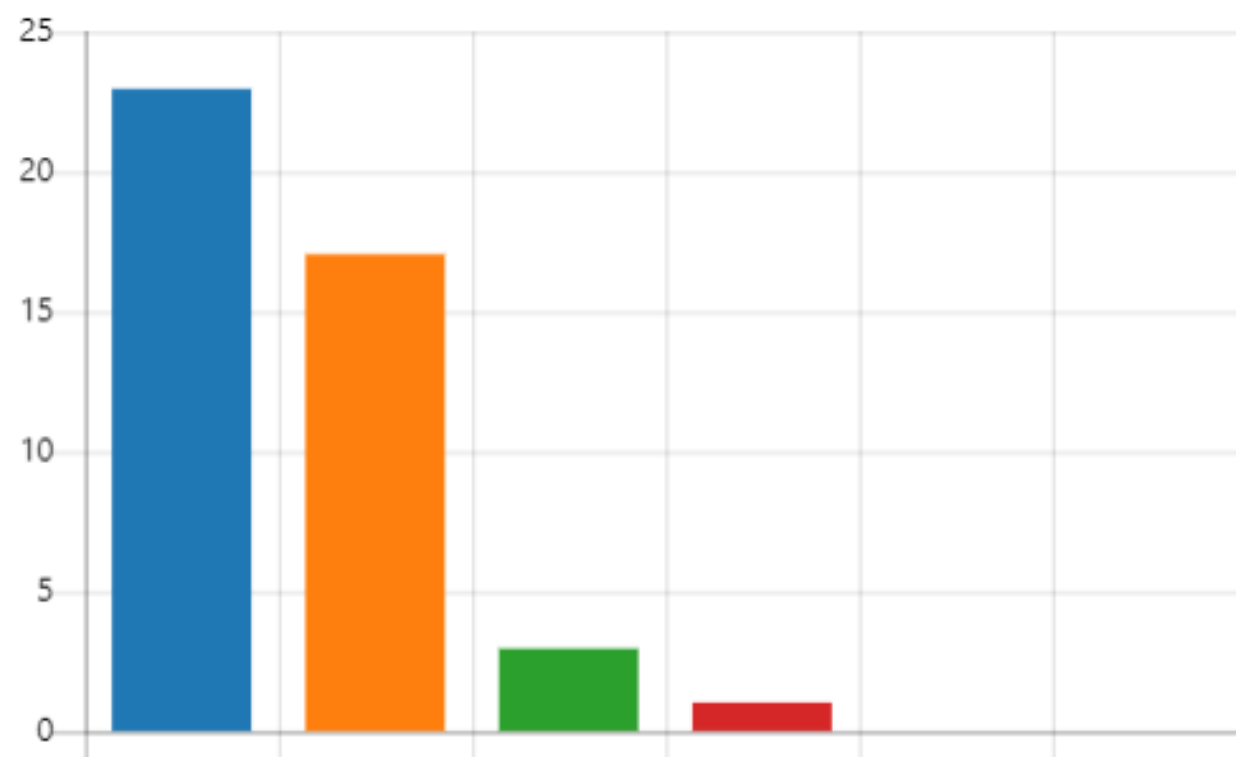
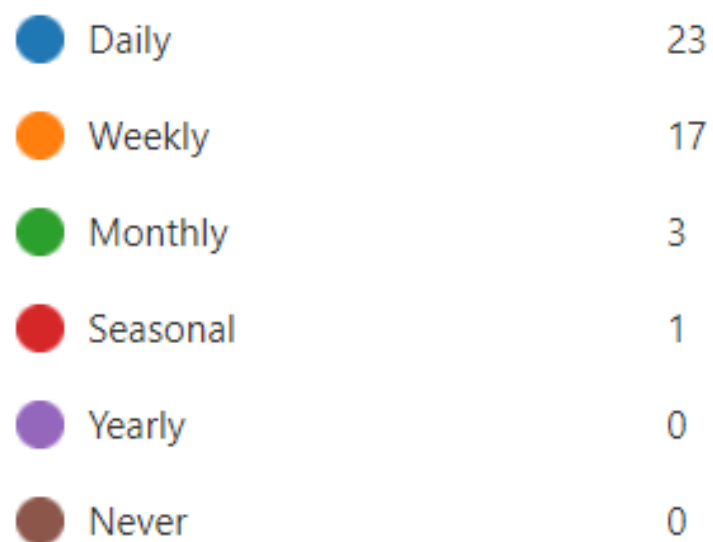


INFOGRAPHICS ARE MADE EASY WITH CANVA




3. How often do you yourself use visualizations?

[More Details](#)



WHY ARE VISUALS ESSENTIAL IN LEARNING...

Visuals
Stick to
Long Term
Memory




Motivate Learners

Transmit Info Faster

90% of
information
transmitted
to the brain
is visual

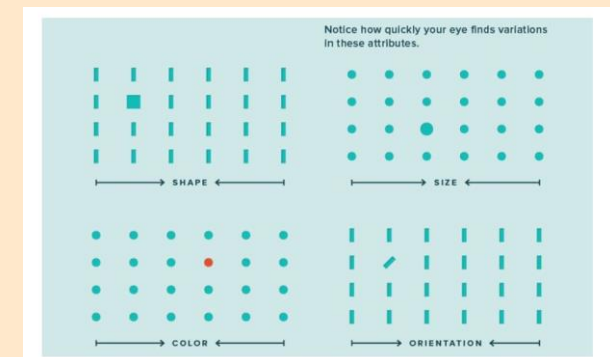


Trigger Emotions




Must Logically Connect

Improves Comprehension

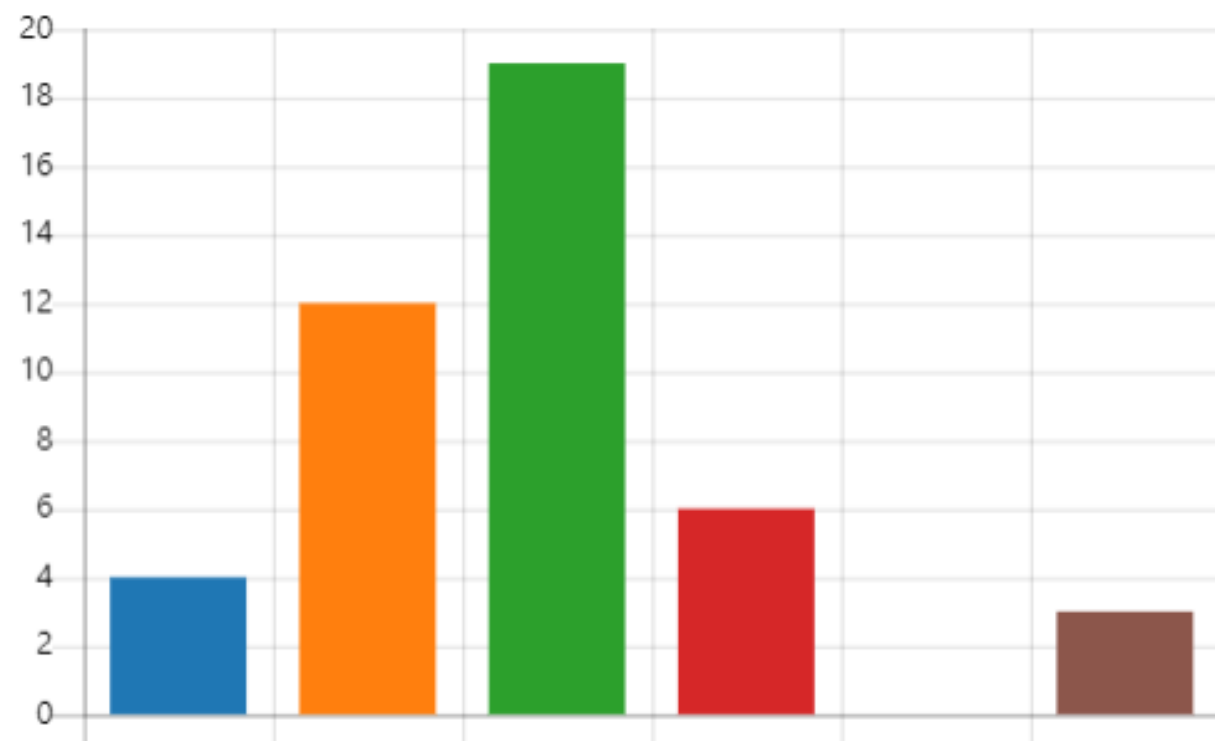


4. How often do you request others to add visualizations to their work/assignments/tasks?

[More Details](#)



4
12
19
6
0
3



SPEAK TO THE SENSES TO ENGAGE IMAGINATION

- THE MIND'S EYE

Examples of Sensory Words



Visual words
Paint vibrant or gloomy pictures.

Tactile words

Let readers feel the silky-smoothness of your words.



Auditory words

Do you want to communicate with a serene voice? Or wanna SHOUT at your readers?

Words related to smell and taste

Turn bland writing into lip-smackingly tasty content.



Motion words

Let your words swing and swirl.



Descriptive Words

Hearing Words

- buzz
- chatter
- mumble
- rumble
- squeal
- wail



Tasting Words

- bitter
- bland
- salty
- spicy
- tangy
- tart



Feeling Words

- bumpy
- frosty
- furry
- prickly
- slippery
- sticky



Smelling Words

- burnt
- fresh
- musty
- rotten
- sour
- sweet



Seeing Words

- cluttered
- crooked
- immense
- lovely
- shabby
- tidy



Color Words

- aqua
- beige
- bronze
- coral
- ebony
- violet



5. Which sense triggers your imagination the most?

[More Details](#)

Taste	1
Touch	2
Hearing	11
Sight	25
Smell	5



READ TO READ



OR



READ TO UNDERSTAND

Brain Development

Babies are born learning. From birth to age 3 are critical years for the development of language skills that are foundational for future learning success.

Parents are a child's first and most important teacher.

Language

The number of words that a child knows when he or she enters kindergarten is the most important predictor of a child's success or failure.

Reading aloud grows your child's vocabulary and introduces many words and concepts that you might not use in everyday conversation.

Knowledge

Books are a pleasure, yes, and they are also informative. You and your child can learn something new when you read aloud.



Why Read Aloud?

Love of Reading

Parents that read aloud demonstrate that reading is important, that reading is pleasurable, that reading is valued.

Bonding

Is there anything better than sharing a good book with a child in your lap?

Literacy Skills

Vocabulary. Phonics. Familiarity with the printed word. Storytelling. Comprehension.

Reading aloud is invaluable for building literacy skills.

6. Which of the following do you feel is the most challenging to active readers among your students?

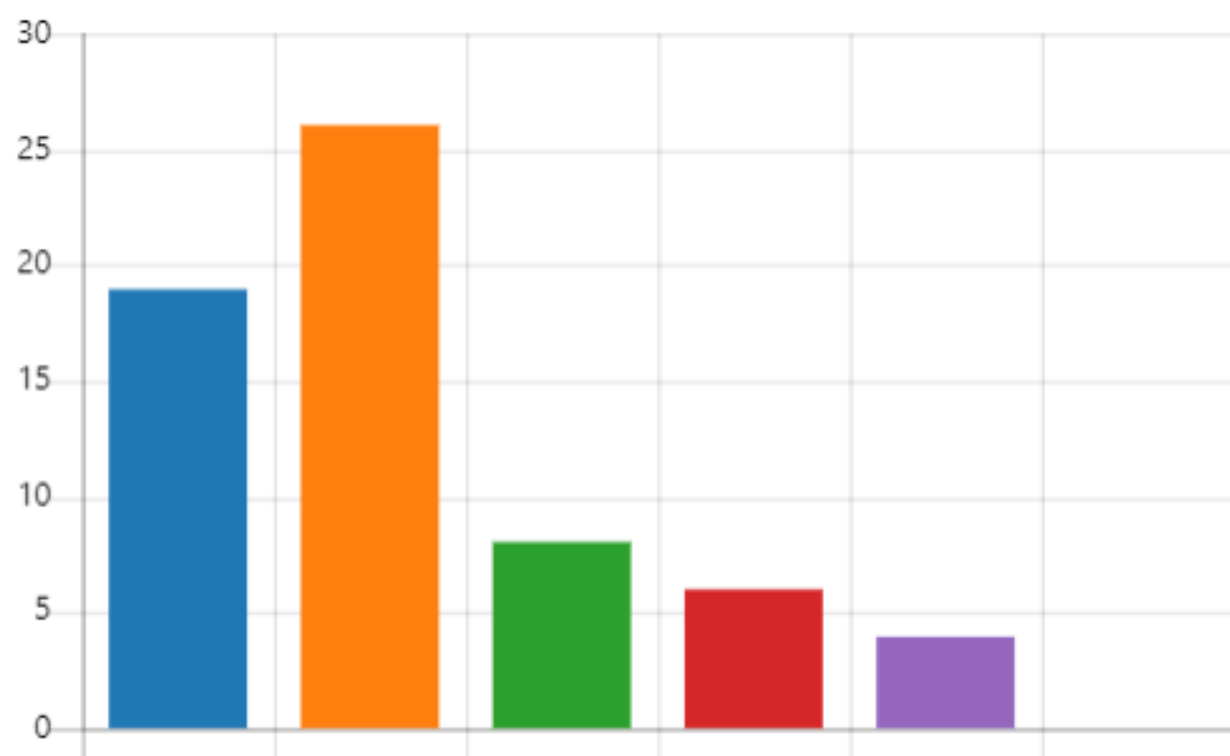

[More Details](#)

- They do not always understand... 19
- They do not feel confident in t... 14
- They can not grasp the value ... 10
- They get turned off if the lang... 23
- Other 0



7. Which of the following do you feel is the most challenging to active listening among your students?

[More Details](#)






HAVE SOME RESOURCES-TO-GO

Read

- Visualization Exercises <https://www.teachingenglish.org.uk/article/introduction-using-visualisation>
- Ten Types of Visual Content for Elearning <https://www.shiftelearning.com/blog/10-types-of-visual-content-elearning>
- Active Listening – Hear what people are actually saying <https://www.mindtools.com/CommSkil/ActiveListening.htm>
- Tools for Teaching – Developing Active Readers <https://www.edutopia.org/blog/developing-active-readers-strategies-rebecca-alber>
- Learning Metaphors <https://www.cleanlanguage.co.uk/articles/articles/60/1/Learning-Metaphors/Page1.html>
- Challenges and Strategies for Active Reading <https://readingstratsacrl2015.wordpress.com/challenges-of-academic-reading-2/>
- Power of Visuals to Engage Learners <https://www.shiftelearning.com/blog/bid/350326/studies-confirm-the-power-of-visuals-in-elearning>

Listen/Watch

- 7 Simple Visual Aids You've Gotta Use in Your ESL Classroom <https://www.fluentu.com/blog/educator-english/esl-visual-aids>
- Learning Through Storytelling: Sensory Storytelling with Carrie Hage <https://www.youtube.com/watch?v=S1JOAx1TzA>
- How to mindmap with Tony Buzan <https://www.youtube.com/watch?v=u5Y4plsXTVo>
- How to create an infographic with Canva <https://themeisle.com/blog/how-to-create-an-infographic/>
- 25 mindblowing typography art exercises <https://99designs.com/blog/creative-inspiration/25-mind-blowing-typography-art-projects/>
- Learning graphic facilitation 7 elements <https://www.youtube.com/watch?v=S5DJC6LaOCI>
- Directed Reading Thinking Activity <https://www.readingrockets.org/strategies/drtc>



Happy Co-Creating