

Martina Jeren
Nina Rezo

CLEVER



nastavni listići

iz engleskog jezika

za 4. razred

osnovne škole



ČITANJE
PISANJE
GOVORENJE
GRAMATIKA
VOKABULAR
KULTURA
CILJ




PROFIL Klett

FAMILY

- 1 Look at Anne's family tree, then complete the crossword. / Prouči Annino obiteljsko stablo i riješi križaljku.



- 1 Lilly is Ted's... ↓
- 2 Ben is Tom's... ⇒
- 3 Ted is Tim's... ↓
- 4 Jack is Ben's ... ↓
- 5 Bill is Anne's... ⇒
- 6 Martha is Ted's... ↓
- 7 Tim is Tom's... ↓
- 8 Bill and Betty are Anne's... ⇒
- 9 Jane is Martha's... ↓
- 10 Lilly is Jane's... ↓
- 11 Jane is Ted's... ↓
- 12 Bill and Betty are Phil's... ⇒
- 13 Ted is Lilly and Mark's... ⇒



2 Write the names of Anne's family. / Dopuni rečenice imenima članova Annine obitelji.

1 Phil is my son, but I'm not his dad. I'm _ _ _ _ _.

2 I'm Jane's son. Tim is my brother. I'm _ _ _.

3 Ben is my brother. Ted is my son. I'm _ _ _ _ _.

4 Jack and Martha are my parents. I'm Ted's uncle. I'm _ _ _.

5 Jack and Martha are my grandparents. Jane is my aunt. I'm _ _ _.

3 How many words can you find? Write them. / Koliko riječi možeš naći u križaljci?

Napiši ih. → ← ↓ ↑

P	A	R	E	N	T	S	C	Q	K	S	H
R	E	T	S	I	S	P	Y	P	U	O	C
H	C	T	G	R	A	N	D	A	D	N	O
G	A	H	C	A	M	D	N	A	R	G	U
G	R	A	N	D	P	A	R	E	N	T	S
W	D	A	D	M	U	M	P	A	P	R	I
R	E	T	H	G	U	A	D	U	P	L	N
U	N	C	L	E	X	M	P	N	B	M	T
R	E	H	T	O	R	B	J	T	N	V	A
F	V	F	B	Y	X	U	M	L	B	L	F

4 Solve the riddles. / Riješi zagonetke.

1 My mum's mum is my

2 My dad's mum is my

3 My brother's dad is my

4 My cousin's dad is my

5 My sister is my mum's

6 My grandparents are my parents'

7 My mum's sister is my

5 Find the secret letters in the riddles in exercise 4. They will tell you how people in the USA call a grandad. / Pronađi skrivena slova u zagonetkama u 4. zadatku i saznaj kako se u SAD-u kaže „djed“.



Circle!

I did great! ★★ ★

I did well. ★★


I need more practice... ★

DESCRIBING PEOPLE Physical appearance 1**1 Look and read.** / Promotri i pročitaj.**People are...**

young



middle-aged



old

People are...

tall



short



of medium height

People are...

thin



slim



plump

People are...

pretty



handsome

People have got...

a moustache



a beard



freckles

People have got...



long hair



short hair



fair hair



dark hair



straight hair




curly hair

Girls wear their hair...



in pigtails



in a ponytail

People are...



grey



bald



glasses

People wear...

2 Cover the text under the pictures and try to finish the sentences yourself. /
Prekrij tekst ispod slika i pokušaj samostalno dovršiti rečenice.

3 Describe: / Opiši sljedeće likove:

- 1 Pippi Longstocking
- 2 Queen Elsa of Arendelle
- 3 Professor Balthazar
- 4 Hlapić the Apprentice
- 5 Shrek
- 6 Any book or cartoon character of your choice

MY WORDS!

Copy the words you don't know into your dictionary.

Circle!

I did great! ★★ ★

I did well. ★★

I need more practice... ★

DESCRIBING PEOPLE Physical appearance 2

Circle 6 words on the previous worksheet that you find difficult to remember.

Make your own drawings for these words and write sentences, for example

The girl has got freckles. The boy wears glasses. / Zaokruži 6 riječi koje ti se čine najtežima na prethodnom listiću. Ilustriraj ih i opiši rečenicom, npr. *The girl has got freckles. The boy wears glasses.*

1

2

3

4

5

6

Circle!

I did great! ★★

I did well. ★

I need more practice... ★

DESCRIBING PEOPLE Personality

1 Read. Do you understand the words in bold? / Pročitaj. Razumiješ li podebljane riječi?

- 1 Sleeping Beauty is **good**.
- 2 Anna is a **brave** girl.
- 3 Olaf is **funny**.
- 4 Cinderella's step sisters are very **selfish**.
- 5 Is Garfield **lazy**?
- 6 Balthazar is very **clever**.
- 7 Snow White is **nice**.
- 8 Tom the Cat can be really **bad**.
- 9 Papa Smurf is sometimes **strict**.
- 10 Are the seven dwarfs **untidy**?
- 11 Cinderella is a **hard-working** girl.
- 12 Piglet is **shy**.
- 13 Pinocchio is **curious**.
- 14 Garfield is **rude**.
- 15 Is there a **clumsy** Smurf? What's his name?
- 16 Spongebob Squarepants is **friendly**.



MY WORDS!

Copy the words you don't know into your dictionary.

2 Positive or negative? Or neither? Write the words from exercise 1 in the right column. / Pozitivno ili negativno? Ili ni jedno? Napiši riječi iz 1. zadatka u odgovarajući stupac.



good



selfish

Neither / Both

Turn over

VERBS TO BE AND HAVE GOT 2

- 1 Complete. Use: am, is, are (2x), have got (2x) and has got. Then colour.** / Dopuni rečenice riječima **am, is, are (2x), have got (2x)** i **has got**. Zatim oboji sliku.

This is a photo of me, my brothers Tim and Tom,
and my cousin Ted.


I _____ 10 years old and Ted _____ 9.

Tom and Tim _____ 5. They _____ twins.

I _____ long brown hair and blue eyes.

Tim and Tom _____ short black hair
and brown eyes.

Ted _____ short blond hair and blue eyes.



- 2 It's your turn now! Write about your family and draw pictures or stick photos.**
/ A sada si ti na redu! Opiši članove svoje obitelji i nacrtaj njihove slike ili zalijepi fotografije.

This is my _____.


_____ name is _____.

_____ is _____ and _____.

_____ has got _____.

hair and _____ eyes.

_____ is _____ and _____.



This is my _____.


_____ name is _____.

_____ is _____ and _____.

_____ has got _____.


hair and _____ eyes.

_____ is _____ and _____.



.....

This is me!



.....

Circle!

I did great! ★★ ★

I did well. ★★

I need more practice... ★

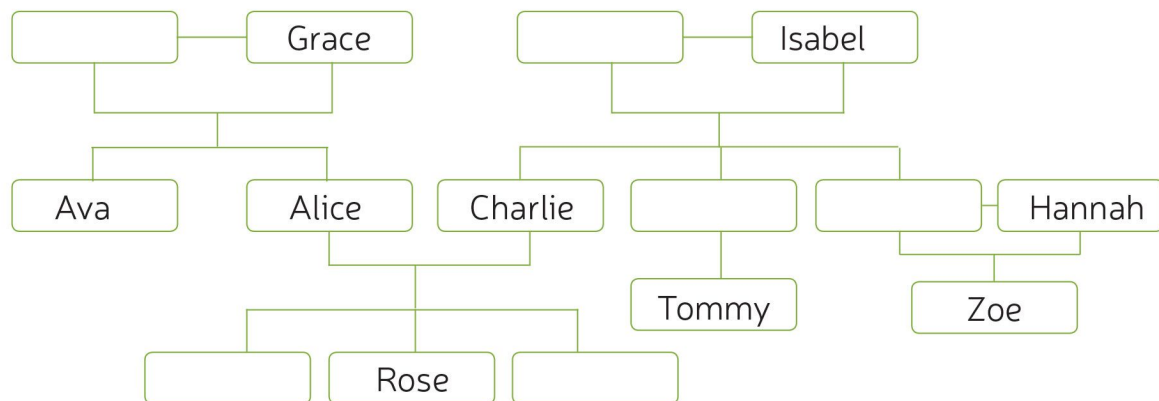
A FAMILY TREE

STUDENT A

1 Find out the names of the missing family members. Ask your partner questions. /

Otkrij imena članova obitelji koja nedostaju postavljajući pitanja svom partneru.

Example *Who is Alice's dad?*



2 Now choose one person from the family tree and imagine you are that person. Describe yourself in four sentences. Your partner needs to guess who you are.

/ Sada zamisli da si ti jedna od osoba iz obiteljskog stable i opiši se u 4 rečenice.

Tvoj partner treba pogoditi o kome se radi.

Example *My mum is Alice. Sophie and Rose are my sisters. My cousin is Tommy. Who am I?*

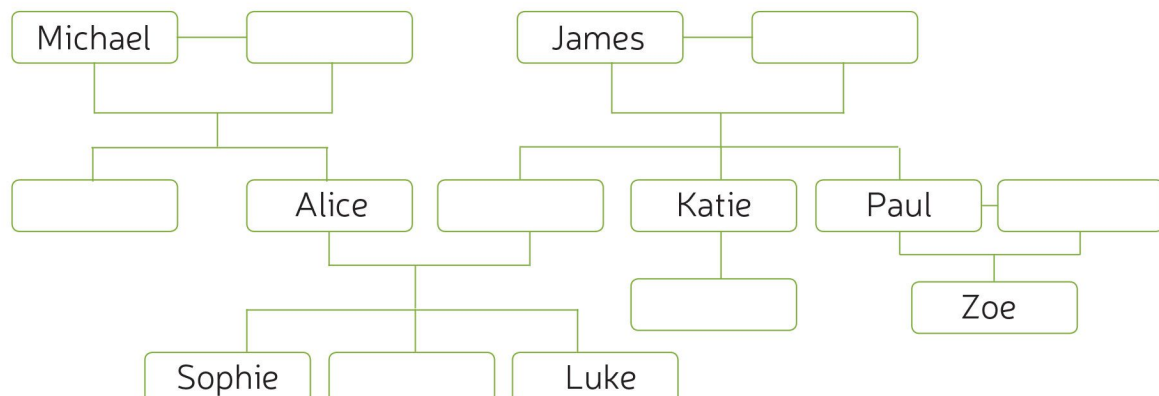


STUDENT B

1 Find out the names of the missing family members. Ask your partner questions. /

Otkrij imena članova obitelji koja nedostaju postavljajući pitanja svom partneru.

Example *Who is Jake's mother?*



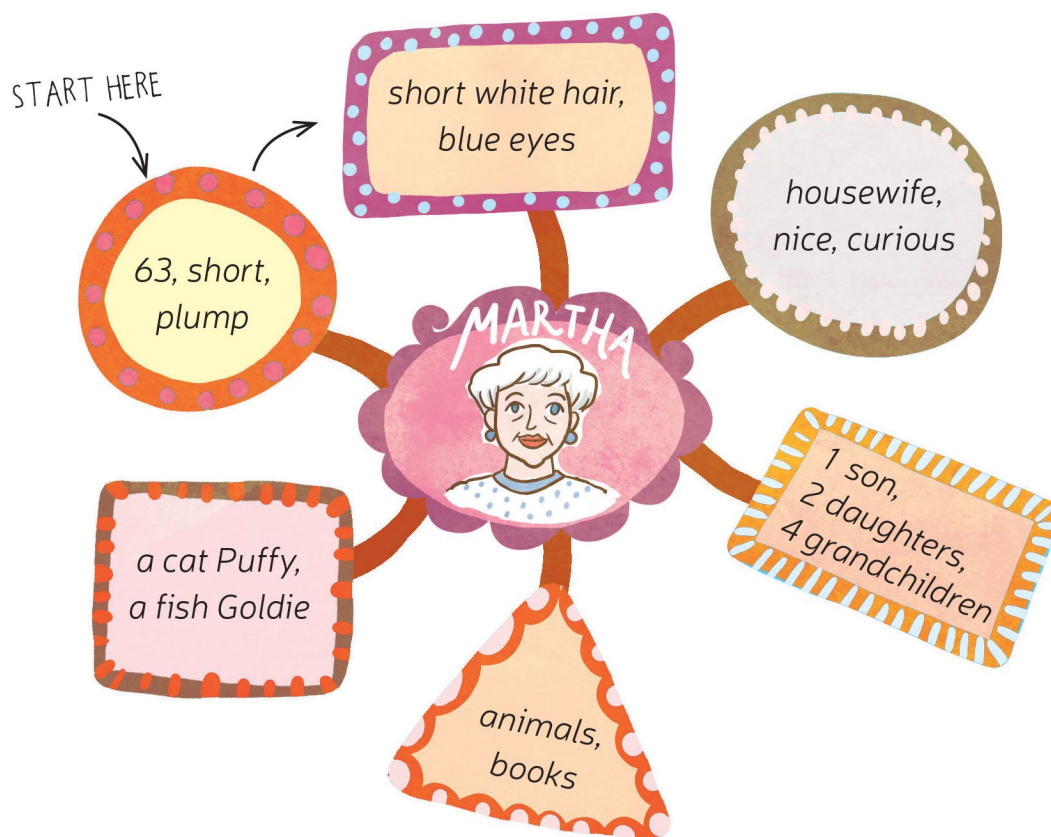
2 Now choose one person from the family tree and imagine you are that person. Describe yourself in four sentences. Your partner needs to guess who you are. /

Sada zamisli da si ti jedna od osoba iz obiteljskog stable i opiši se u 4 rečenice. Tvoj partner treba pogoditi o kome se radi.

Example *My grandad is James. My aunt is Katie. My dad is Paul. My cousin is Luke. Who am I?*

DESCRIBING PEOPLE

- 1 Look at the mind map and write about Anne's grandma. / Prouči umnu mapu i dovrši tekst o Anninoj baki.



This is my grandma _____.

She is _____. She is _____ and _____.

She has got _____ and _____.

She is a _____. She is _____. She is also _____.

She has got _____, _____ and _____.

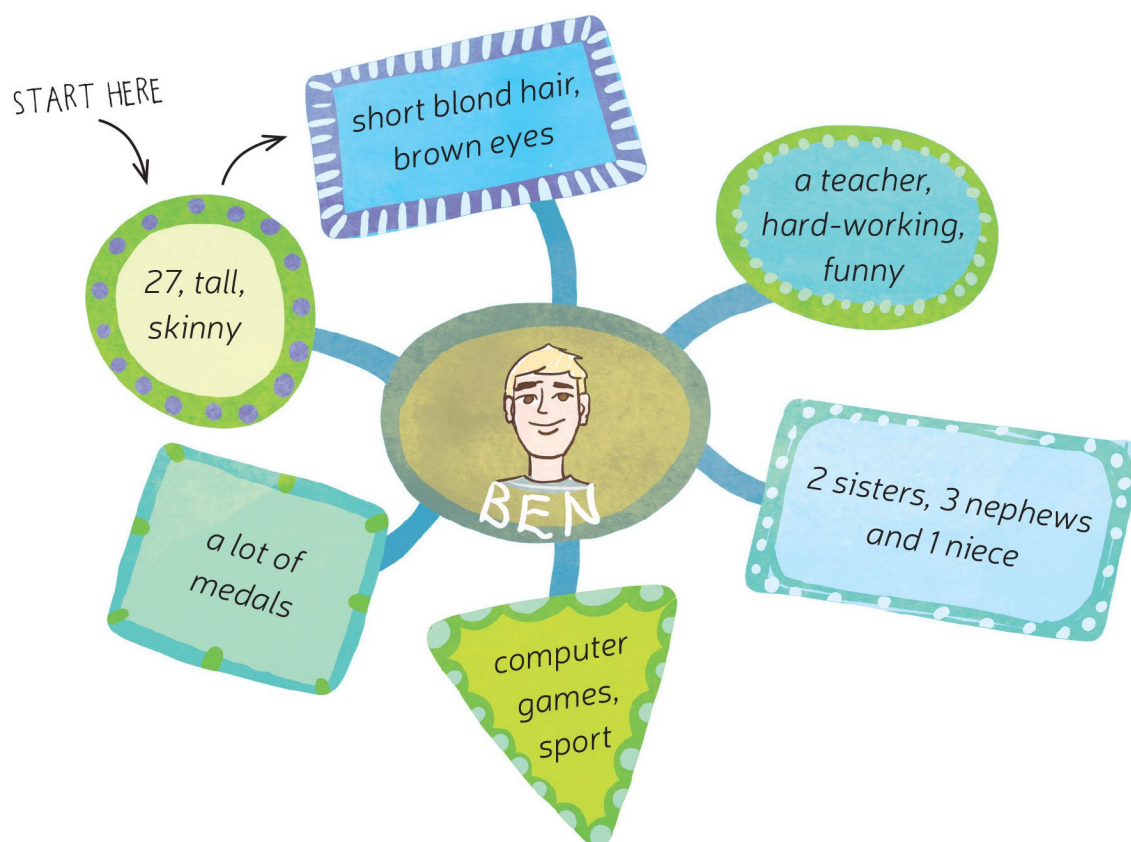
She likes _____ and _____.

She has got _____ and _____.

Have you copied all the words correctly? Check once again! / Jesi li točno prepisao sve riječi? Provjeri još jednom!



2 Look at the mind map and write about Ben. / Prouči umnu mapu i dovrši tekst o Benu.



This is my uncle _____.

1 Have you copied all the words correctly?

/ Jesi li točno prepisao sve riječi?

2 Have you used capital letters correctly?

/ Jesi li točno upotrijebio velika početna slova?

3 Have you used punctuation marks correctly?

/ Jesi li točno upotrijebio pravopisne znakove?



Circle!

I did great! ★★ ★



I did well. ★★

I need more practice... ★

JOBS

1 Match. / Spoji.

- ☐ actor ☐ doctor ☐ farmer ☐ footballer ☐ dancer
☐ police officer ☐ teacher ☐ shop assistant ☐ firefighter ☐ clerk



2 Complete the sentences with the words from exercise 1. / Dopuni rečenice riječima iz 1. zadatka.

Where do they work?

- 1 A _____ works on a farm.
 2 A _____ works in a hospital.
 3 A _____ works in an office.

What do they do?

- 4 An _____ acts in films and plays.
 5 A _____ catches burglars.
 6 A _____ puts out fires.

MY WORDS!

Copy the words you don't know into your dictionary.

3 Who says...? / Tko kaže...?

1

Open your books
on page 45.

A _____.

2

That is £4.

A _____.

3

I got a part
in a ballet.

A _____.

4

I scored a goal
today!


A _____.

4 Choose 2 more jobs and write about them. Where do they work? What do they do? Use a dictionary to help you. Draw pictures or stick photos. / Odaberi još dva zanimanja i piši o njima. Gdje rade? Što rade? Upotrijebi rječnik. Zatim nacrtaj ili zalijepi slike tih zanimanja.

1 _____

Where? _____


What? _____



2 _____


Where? _____

What? _____



5 What would you like to be when you grow up? Write and draw. / Što bi želio biti kada odrasteš? Napiši i nacrtaj.

When I grow up, I would like to be
a/an _____.



Circle!

I did great! ★★ ★

I did well. ★★

I need more practice... ★

WHAT PEOPLE DO

1 Read and answer the questions. / Pročitaj i odgovori na pitanja.



1

This is Marc and he is a chef.
He is tall and plump. He lives in France and works in a restaurant.
He starts work at 11 o'clock in the morning and works every day except Sunday. He cooks delicious meals.
His speciality is *quiche*, a French pie. Marc loves his job. He works hard so he is often tired after work. He comes home late at night.

MY WORDS!

Copy the words you don't know into your dictionary.

What does Marc do? _____

Does he work on Sundays? _____

What is his speciality? _____

2


This is Sarah and she is a nurse. She is short and thin. She lives in Australia and she works at the hospital. She wears a uniform. She looks after sick people. Sarah comes to the hospital early in the morning. Every day she gives medicine and injections to patients. She also helps doctors. She loves her job because she likes helping people.



What does Sarah do? _____

Where does she work? _____

Who does she help? _____



3

This is Eric and he is a carpenter. He is tall and slim. He comes from Canada, but he works in many different places around the world. He usually works 10 hours a day. He likes working with his hands and being outside. Eric builds many different structures – small houses, large buildings, bridges, factories... He loves building bridges. His job can be dangerous.

What does Eric do? _____

What does he look like? _____

What is his job like? _____

2 Write. Who... / Napiši. Tko...

- 1 comes from Canada? _____
- 2 is tall and plump? _____
- 3 works with doctors? _____
- 4 works 10 hours a day? _____
- 5 works every Saturday? _____
- 6 works with sick people? _____

3 This is Rebecca. Think of a job for her and write a short text about it.

/ Ovo je Rebecca. Smisli zanimanje za nju i napiši kratak tekst.





CLEVER ME!

Find more about quiche. / Saznaj više o francuskoj slanoj piti (*quiche*).

- Find a picture.
- What is the name of the most popular quiche? What are its ingredients?
- Would you like to try it?

Circle!

I did great! ★★ ★

I did well. ★★

I need more practice... ★

WHAT'S MY JOB?

Look and read. Choose the correct words and write them on the lines. / Promotri i pročitaj. Napiši odgovarajuće riječi na prazne crte.



a vet



a scientist



a firefighter



a dentist



a singer



a footballer



a builder



a teacher

Example I work in a laboratory.

a scientist

Questions

- 1 I work with children.
- 2 I play with a ball.
- 3 I build houses.
- 4 I repair teeth.
- 5 I sing in a band.
- 6 I make sick animals better.
- 7 I stop fires.

Circle!

I did great! ★★ ★

I did well. ★ ★

I need more practice... ★



GUESS WHO I AM! (Student A)

STEP 1

Choose your identity, a florist or a doctor. Read your identity card carefully. /
Oduči hoćeš li biti cvjećar ili liječnik. Pažljivo pročitaj karticu s podacima o tvom liku.

A A FLORIST

You are a man.
You are tall and slim.
You have got long dark hair and blue eyes.
You are nice and helpful.
You arrange flowers.

B A DOCTOR

You are a woman.
You are tall and plump.
You have got long fair hair and blue eyes.
You are clever, but shy.
You help people when they are ill.

STEP 2

Your partner will ask you some questions about your new identity. Answer them. / Tvoj će ti partner postaviti nekoliko pitanja o tvom liku. Odgovori.

STEP 3

Now ask your partner about his/her identity. Circle the answers. / Sada pitaj svog partnera o njegovom liku. Zaokruži odgovor.



1 Are you a  or a  ?

2 Are you  or  ?

3 Are you  or  ?

4 Have you got ,  or  ?

5 Have you got  or  ?

6 Have you got  or  ?

7 What are you like?

8 What do you do?

Guess! / Pogodi.

My partner is:

a) an actor b) a teacher.

STEP 4

Write about your partner's new identity. / Napiši nekoliko rečenica o liku svog partnera.

STEP 5

Read what you've written to your partner. They need to tell you if everything is correct. / Pročitaj svoj tekst partneru. On/Ona će ti reći jesi li sve napisao točno.

Circle!

I did great! ★★ ★

I did well. ★★

I need more practice... ★



GUESS WHO I AM! (Student B)

STEP 1

Choose your identity, an actor or a teacher. Read your identity card carefully. / Oduči hoćeš li biti glumac ili učitelj. Pažljivo pročitaj karticu s podacima o tvom liku.

A AN ACTOR

You are a man.
You are short and plump.
You have got short dark hair and brown eyes.
You are friendly and funny, too.
You act in movies or in plays.

B A TEACHER

You are a woman.
You are short and skinny.
You have got long dark hair and green eyes.
You are fair, but strict.
You teach children.

STEP 2



Your partner will ask you some questions about your new identity. Answer them. / Tvoj će ti partner postaviti nekoliko pitanja o tvom liku. Odgovori.

STEP 3



Now ask your partner about his/her identity. Circle the answers. / Sada pitaj svog partnera o njegovom liku. Zaokruži odgovor.

1 Are you  or a  ?

2 Are you  or  ?

3 Are you  or  ?

4 Have you got ,  or  ?

5 Have you got  or  ?

6 Have you got  or  ?

7 What are you like?

8 What do you do?

Guess! / Pogodi.

My partner is:

a) a doctor b) a florist.

STEP 4

Write about your partner's new identity. / Napiši nekoliko rečenica o liku svog partnera.

STEP 5

Read what you've written to your partner. They need to tell you if everything is correct. / Pročitaj svoj tekst partneru. On/Ona će ti reći jesi li sve napisao točno.

Circle!

I did great! ★★ ★

I did well. ★ ★

I need more practice... ★

Sadržaj

1. – 6. listić – **STARTING UP** (pravila ponašanja, abeceda, pravopisni znakovi, veliko i malo slovo, jezične igre)
7. – 18. listić – **PART I** (obitelj, opis izgleda i osobnosti, zanimanja, glagoli biti i imati)
19. – 31. listić – **PART II** (školski predmeti, sportovi, sportska oprema, slobodno vrijeme, prilozi učestalosti, posvojni pridjevi)
32. – 41. listić – **PART III** (mjesto u gradu i na selu, prijevozna sredstva, u učionici, davanje uputa za snalaženje u gradu, *there is/there are*, upitne zamjenice)
42. – 51. listić – **PART IV** (godišnja doba, mjeseci, vremenske prilike, odjeća, *present continuous*)
52. – 62. listić – **PART V** (dani u tjednu, dijelovi dana, vrijeme na satu, hrana, obroci, članovi *a, an i the*, množina imenica)
63. – 74. listić – **PART VI** (dijelovi tijela, njega tijela, zdravlje, nepravilna množina, zapovjedni način)
75. – 85. listić – **PART VII** (divlje životinje, životinje u šumi i na farmi, dijelovi tijela životinja, posvojni genitiv, *present simple*)
86. – 113. listić – **CULTURE** (uobičajena imena, sličnosti među jezicima, državni simboli, tradicionalna priča, praznici – Dan kruha, Noć vještica, Thanksgiving, Božić, Valentinovo, Dan sv. Patricka, Uskrs, Dan planeta zemlje, CLIL – vrste riječi, bajka i basna, geometrijski oblici, jednostavne računske operacije, Hrvatska i susjedne zemlje, Europska unija, zaštićena prirodna i kulturna baština, staništa, boje)

My dictionary / Rječnik

Answer key / Rješenja zadataka

