

EASTER


By Vanessa Reis Esteves

Easter is an important celebration for many people around the world. This activity will allow your children to acquire more vocabulary related to this topic and to develop their writing skills. It will also raise and develop their cultural awareness, by making them sensitive to some of the customs and traditions associated with Easter. This will in turn, help them become better global citizens.

Segment: young learners

Level: elementary+/pre-intermediate

Materials: easter basket and template, egg word cards (below).



Before the lesson

1. Make egg word cards of the words in the table below using the template and hide them around the school for the children to find in an Easter word hunt race. Make sure that the words are written in different colours.

Nouns	Easter, celebration, spring, time, beginnings, treats, Easter, Easter, bunny, children, eggs, egg hunts, children, eggs, Easter
Pronouns	It, We, I
Adjectives	new, tasty, chocolate, Easter
Verbs	is, eat, brings, are, find, love
Articles	a, The, the, the
Prepositions	at
Other	of, lots, of, many, There, for, to
Punctuation marks !

Note: The words should be written in the same colours and with the same small or capital letters as in the table.

2. Photocopy the template of the Easter basket - found here: <http://inkstainswithroni.blogspot.co.uk/2010/04/easter-basket-template.html>


The lesson

1. Start off the lesson by doing a brainstorm on the board about the topic Easter with any words that the children may already know:

Suggestions - Easter bunny, chocolate eggs, family, egg hunt, find, celebration, family, hop, basket, chick, rabbit, spring, yummy treats, tradition, flowers.

If necessary give the children clues to help them guess (some of) the words.

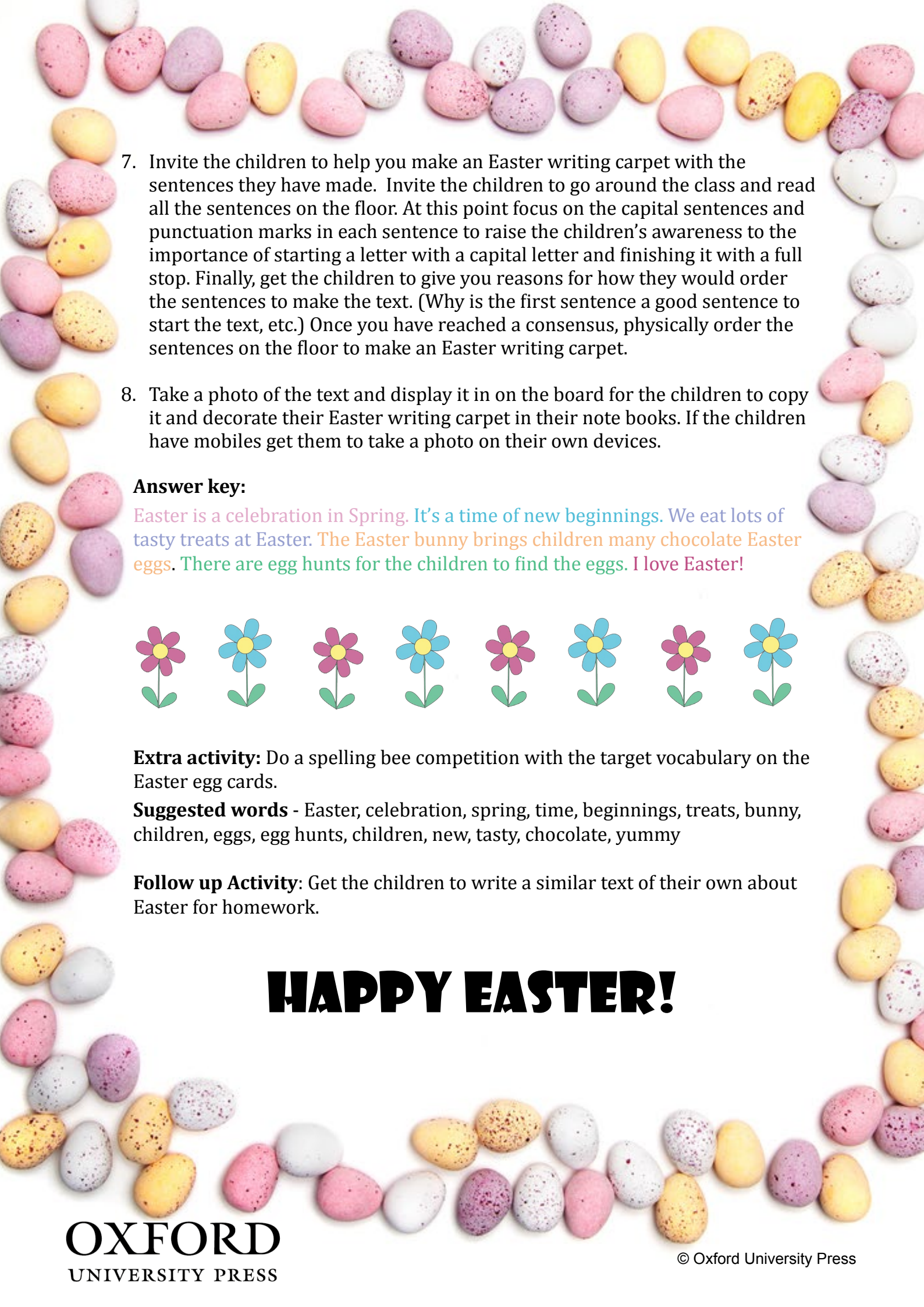
2. Invite the children to make an Easter basket using the template so that they can participate in an Easter word egg hunt race.



3. Get the children to decorate their baskets with Easter symbols and words. The children can refer to the words in the brainstorm on the board.


When making the arts and crafts activity in class, remember to use the activity to get the children to learn chunks of language by giving and repeating all the instructions and steps in English. Remember to demonstrate each step before you get the children to do it, so that they will easily understand the language you are using. This stage can also be done for homework.

4. When all the baskets are ready, invite the children to go outside and find as many egg word cards as they can – call them “eggs” to make it more exciting. Get the children to put the “eggs” they find in their baskets. Tell the children that the winner is the child with the highest number of “eggs” in their basket.
5. When the children have found all the egg cards, get them to go back to class and spread out all the egg cards on the floor. Count the number of egg cards each child has got and give the winner a prize/reward. Then, clarify any unknown vocabulary. Get the children to physically organise the Easter eggs in groups on the floor according to the colours of the words in the egg cards.
6. Divide the children into 6 groups and allocate one colour to each group. Get the children to stand around the egg cards and invite them to use the egg cards to make sentences about Easter. They should physically order the egg cards on the floor to make the sentences.

- 
7. Invite the children to help you make an Easter writing carpet with the sentences they have made. Invite the children to go around the class and read all the sentences on the floor. At this point focus on the capital sentences and punctuation marks in each sentence to raise the children's awareness to the importance of starting a letter with a capital letter and finishing it with a full stop. Finally, get the children to give you reasons for how they would order the sentences to make the text. (Why is the first sentence a good sentence to start the text, etc.) Once you have reached a consensus, physically order the sentences on the floor to make an Easter writing carpet.
 8. Take a photo of the text and display it in on the board for the children to copy it and decorate their Easter writing carpet in their note books. If the children have mobiles get them to take a photo on their own devices.

Answer key:

Easter is a celebration in Spring. It's a time of new beginnings. We eat lots of tasty treats at Easter. The Easter bunny brings children many chocolate Easter eggs. There are egg hunts for the children to find the eggs. I love Easter!



Extra activity: Do a spelling bee competition with the target vocabulary on the Easter egg cards.

Suggested words - Easter, celebration, spring, time, beginnings, treats, bunny, children, eggs, egg hunts, children, new, tasty, chocolate, yummy

Follow up Activity: Get the children to write a similar text of their own about Easter for homework.

HAPPY EASTER!

EASTER - CARD TEMPLATE

