


# HALLOWEEN BINGO




LET'S PLAY BINGO!


B  
I  
N  
G  
O



## HOW ARE YOU TODAY, MISS PUMPKIN?




HAPPY



SAD




HUNGRY



SLEEPY



BORED



BUSY

## TEACHER'S WORKSHEET

<b>Worksheet</b>	<b>Halloween Bingo</b>
<b>Year</b>	1-2
<b>Topic</b>	Halloween
<b>Key language</b>	Pumpkin, happy, sad, sleepy, hungry, bored, busy
<b>Aims</b>	Talking about feelings
<b>Duration</b>	30 mins
<b>Procedure</b>	<p>Play the game in six teams. Each team gets a grid with 4 squares.</p> <ol style="list-style-type: none"> <li>1 The teams "decorate the pumpkins" with feelings (happy, sad, sleepy, hungry, bored or busy).</li> <li>2 The teacher says the feeling.</li> <li>3 The teams cross off the corresponding pumpkin if they have it.</li> <li>4 When they have crossed off all the 4 pictures they yell "BINGO!".</li> <li>5 The winner is the team that yells "BINGO!" first.</li> </ol>

<b>Worksheet</b>	<b>How are you today, Miss Pumpkin?</b>
<b>Year</b>	1-2
<b>Topic</b>	Halloween
<b>Key language</b>	Pumpkin, happy, sad, sleepy, hungry, bored, busy
<b>Aims</b>	Talking about feelings
<b>Duration</b>	20 mins
<b>Procedure</b>	<p>Each pupil gets a worksheet with six pumpkins on it and the feelings written under them. They need to draw how each pumpkin feels. In Year 1, the teacher reads the feelings that are written under the pumpkins and in Year 2, the pupils read them on their own.</p>