

**I've Got Curricular**



**And What's Your Superpower?**

# GOT SKILLS?



READING



WRITING



LISTENING



SPEAKING



# LANGUAGE SKILLS DISTRIBUTION

USAGE %

40-50%

25-30%

11-16%

9%



LANGUAGE SKILL

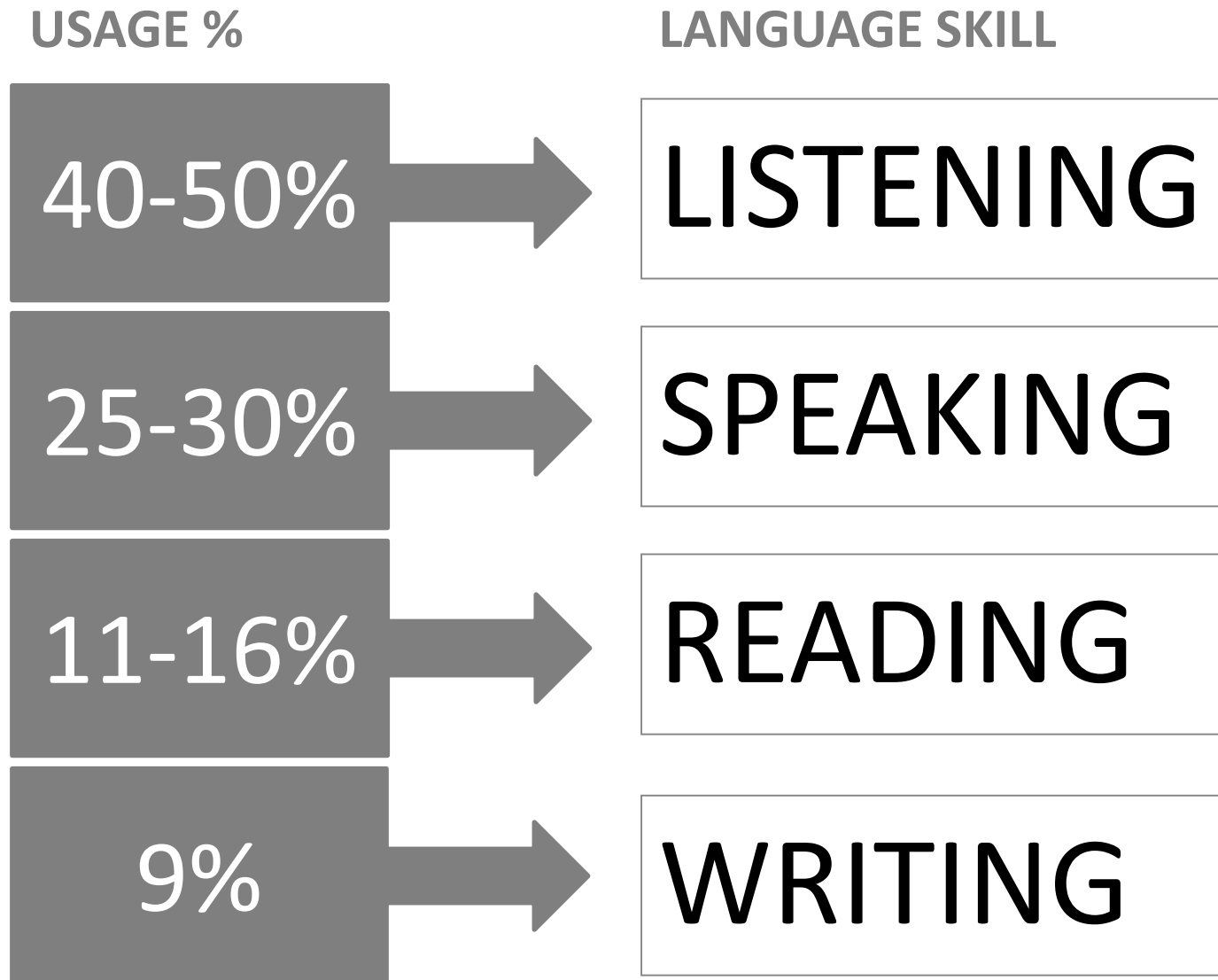
READING

WRITING

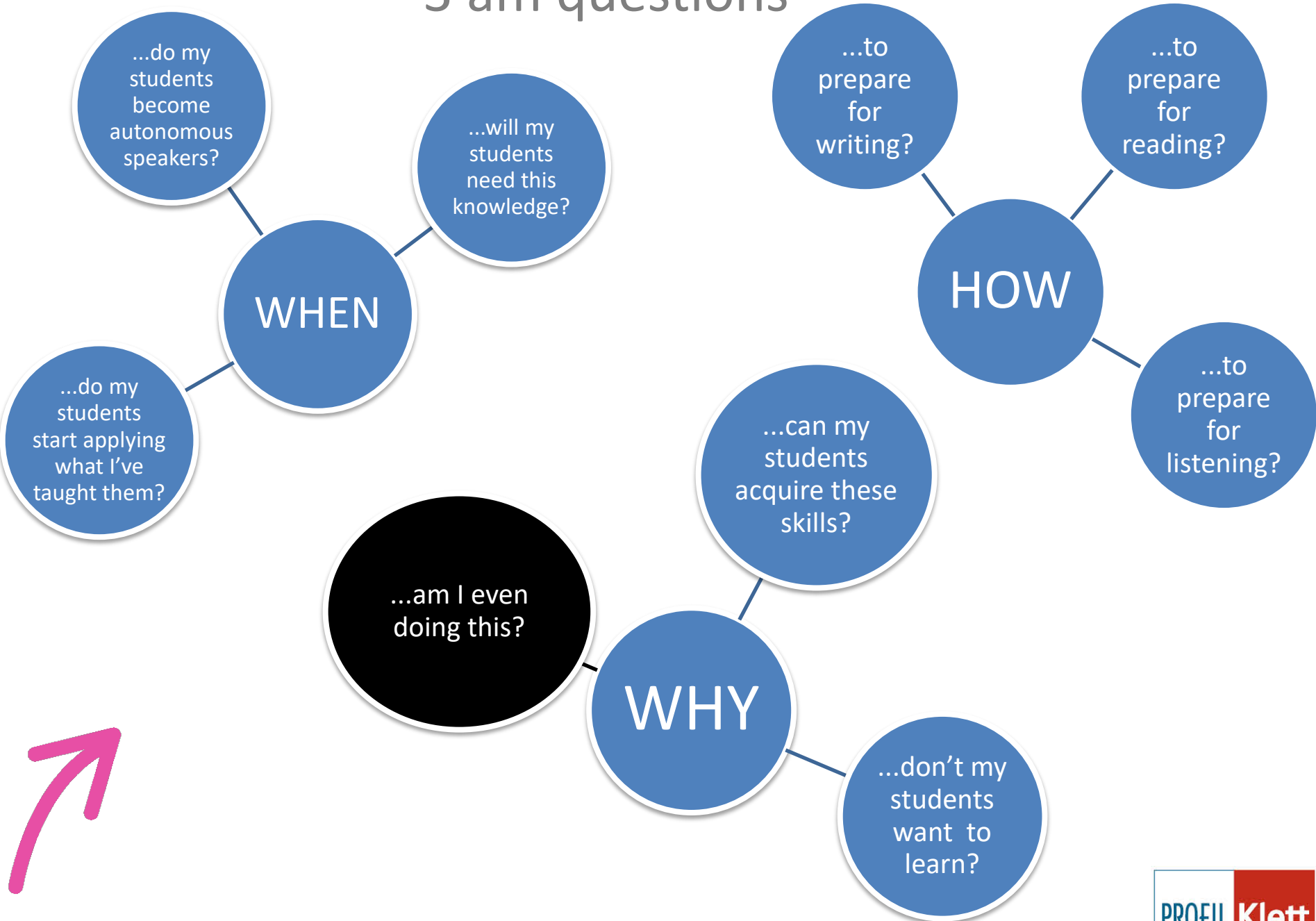
LISTENING

SPEAKING

# LANGUAGE SKILLS DISTRIBUTION



# 3 am questions



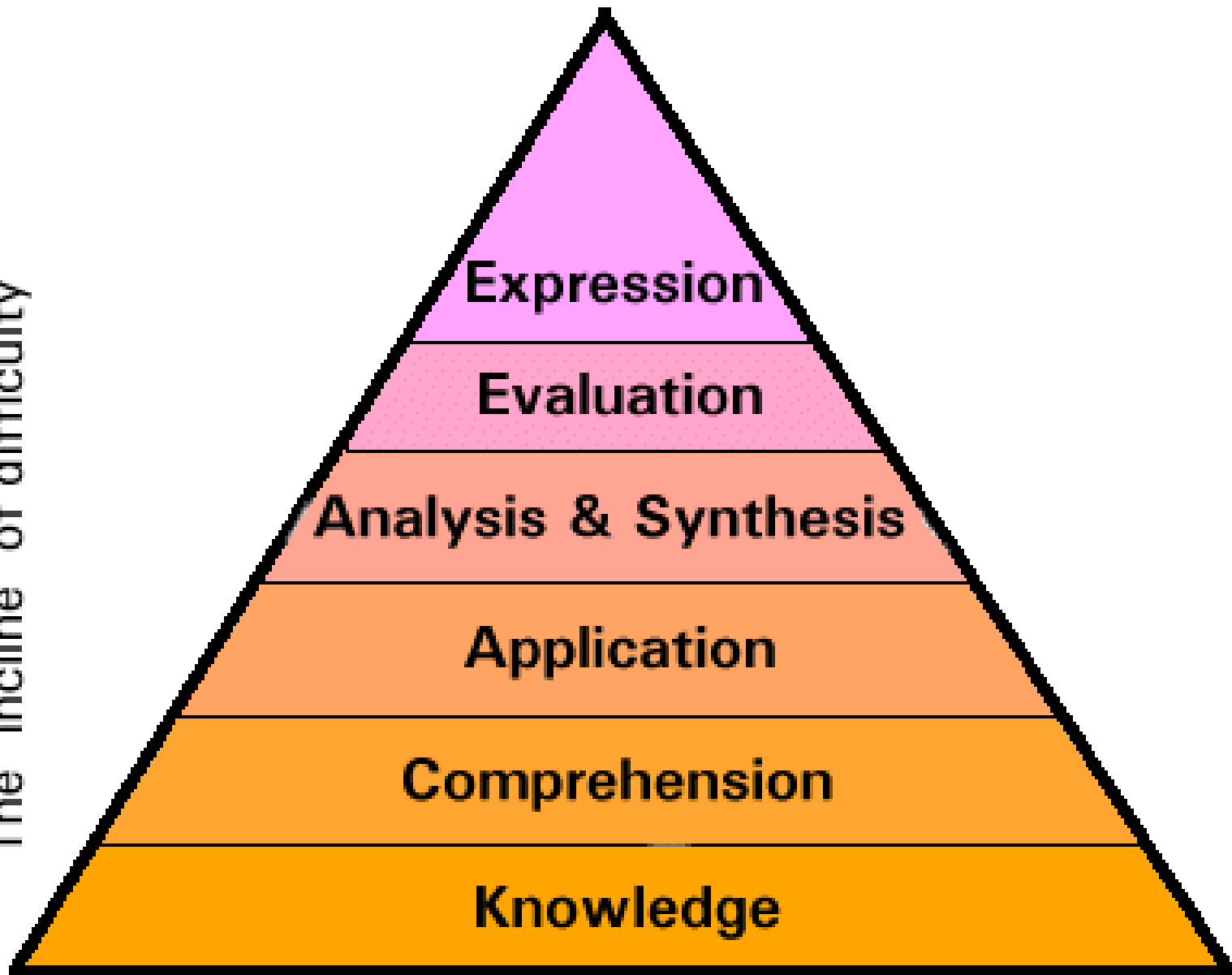


42

THE MEANING OF LIFE

I know, I don't get it either!!!

The 'incline' of difficulty





# WORK

FUN

HARD

CONTINUOUS

INTELLIGENT

RELATABLE

RESPONSIBLE

METHODOICAL

USEFUL

PRACTICAL

GOAL-ORIENTED

LOGICAL



# READING



# LOST IN TRANSLATION 1

## Jur nijedna na svit vila

Jur nijedna na svit vila  
Lipotom se već ne slavi,  
Jer je hvale sve skupila  
Vila kâ mi sarce travi.  
Ni će biti, ni je bila,  
Njoj takmena kâ se pravi.  
Lipotom se već ne slavi  
Jur nijedna na svit vila.  
Varhu njeje vedra čela  
Vridna ti se kruna vidi  
Od kosice ku je splela  
Kojom zlatu ne zavidi,  
Svakomu je radost vela  
Kad ju dobro razuvidi.  
Vridna ti se kruna vidi  
Varhu njeje vedra čela.  
Obarve su tanke i čarne  
Nad čarnima nad očima,  
Čarne oči kada svarne,  
Človik tugu premda ima,  
Tuga mu se sva odvarne  
Za vesel'je koje prima.  
Nad čarnima nad očima  
Obarve su tanke i čarne.  
Kako polje premaliti  
Lišca joj se ružom diče,  
Ruža nigdar prî na sviti  
Toli lipa ne izniče.  
Mladost će se pomamiti


Kojano se za njom stiče.  
Lišca joj se ružom diče  
Kako polje premaliti.  
Pri rumenih njeje usti'  
Ostao bi kuralj zada,  
Zubići su drobni, gusti  
Kako biser kî se sklada,  
Slatku ričcu kad izusti,  
Bi reć mana s neba pada.  
Ostao bi kuralj zada  
Pri rumenih njeje usti'.  
Blažen tko joj bude garlit  
Garlo i vrat bil i gladak,  
Srića ga će prem zagarlit,  
Živiti će život sladak,  
Žarko sunce neće harlit  
Da mu pojde na zapadak.  
Garlo i vrat bil i gladak  
Blažen tko joj bude garlit.  
Lipo ti joj ustrepeću  
Parsi bilji sniga i mlika  
Tere oči na nje meću  
Kî žalosti išću lika,  
Jer ne mogu slatkost veću  
Umisliti dovik vika.  
Parsi bilji sniga i mlika  
Lipo ti joj ustrepeću.  
Parsti joj su tanci, bili,  
Obli, duzi, pravni, prosti,  
Gdi bi zelen venčac vili  
Ali krunu od vridnosti,  
Koga ne bi prihinili

Od lefanće da su kosti?  
Parsti joj su pravni, prosti,  
Obli, duzi, tanci, bili.  
Od svih gospoj ke su godi  
Gospodščina njoj se prosi,  
Meju njimi jer kad hodi  
Toli lipo kip uznosi  
Bi reć tančac da izvodi,  
Tim se ona ne ponosi.  
Gospodščina njoj se prosi  
Od svih gospoj ke su godi.  
Grihota bi da se stara  
Ova lipost uzorita,  
Bože, kî si svim odzgara,  
Čin' da bude stanovita,  
Ne daj vrime da ju shara  
Do skončan'ja sega svita.  
Ova lipost uzorita  
Grihota bi da se stara.

**Hanibal Lucić (1485-1553)**  
poet, playwright

# QUACK-QUACK!

- 1 Listen and point. 2 Listen and repeat. 3 Listen and guess.



- 4 On the Farm Listen and sing.




- 5 Listen and point. 6 Listen and repeat. 7 Act out.



animals a cat a cow a dog a duck a hen a horse a pig a sheep I'm a cat.

# 3A FOR EVERYTHING THERE IS A SEASON

I can talk about what I like and don't like.



**1 SPEAKING** Look at the photos. What can you see? Talk about it. Start like this: *In photo number 1, I can see...*

**2 READING** Read the texts. Who is talking? *Ella, Matt, Tanya* (mum) or *Chris* (stepdad)? Why do you think so?

1 \_\_\_\_\_ I guess my favourite season is spring. That's when I can enjoy rugby most because the games start then. Rugby is the most popular sport in New Zealand. My favourite team is the All Blacks, of course. They are our national rugby union team. Can you see why they are called the All Blacks? I think their rugby shirts are just awesome. They're the best rugby team in the world! Before every international match, they perform the haka. That's a traditional Māori dance. I love it! My favourite haka is called Ka Mate. Check it out online!

3 \_\_\_\_\_ Hmm, I don't mind summer, but I miss school then. My favourite season is winter. Winter break is shorter, and I always take a Māori arts and crafts class then. That's also why I want to learn the Māori language. We make various traditional things from Māori culture. I love carving most! We decorate wood. I sometimes decorate my inventions. We also learn traditional songs and dances. Matt and I sometimes do the haka together. I have to say he's better at it.

2 \_\_\_\_\_ I can't decide what I like more: photography or cooking classes. I'm not a professional chef, but people enjoy my classes. I always organise one in autumn, so that's my favourite season. And I can practise food photography - it's not as easy as it seems. Every year, I teach my students how to make dishes from a different part of the world. Last year it was Italy. This year we are back to New Zealand - it's hāngī time. You dig a hole in the ground and use hot stones to cook your food. And I won't forget pavlova! Fruit and cream dessert, delicious!

4 \_\_\_\_\_ I'm mad about sports of all sorts. I love the mountains. Hiking, skiing and snowboarding are some of my favourites. But I don't like winter best. It's all about the warm weather, the sun and the sea for me. Nothing can beat summer, if you ask me. There's just so much to do. Surfing and parasailing are popular activities. Of course, rivers and lakes are fun, too. Have you ever tried kayaking or rafting? Even if you hate extreme sports, come to New Zealand and you'll learn to love them!

**3** Read the texts again. Answer the two questions about each person. Underline the words or sentences which explain your answers.

- 1 What is their favourite season?
- 2 Why is it their favourite season?

## VOCABULARY

**4** These definitions are all mixed up. Look at the highlighted words and write them next to their definitions. Check in the texts in Exercise 2.

- 1 A shirt as part of a uniform in sport is a **match rugby shirt**.
- 2 Making objects by hand is called **a hole**.
- 3 **A chef** is an image that you get when you cut stone or wood.
- 4 When you make something look more beautiful, you **dish** it.
- 5 A **carving** is a professional cook.
- 6 Arts and crafts is food that is part of a meal.
- 7 A space that you dig in the ground is **decorate**.

**Curious me!** 🔍

Chris mentions the mountains. Find out about a famous New Zealand mountaineer, Sir Edmund Hillary. What is he famous for? Tell your class about him.

**My...EVERYDAY ENGLISH!**

Expressing likes and dislikes  
Look at the highlighted verbs in the text. Can you complete the table?

😊😊😊	😊😊	😊	😞	😞😞

**5** Read the texts again. Write the key words for each photo in your notebook. Then cover the texts and use the keywords to describe each photo.


**6 WRITING** Interview your friend. Then write a short paragraph.

- 1 What is your favourite season? Why? What do you usually do in your favourite season?
- 2 What do you love? What do you like and enjoy? Why?
- 3 What don't you like? What do you hate? Why?



# COMPREHENSION ENHANCERS

- 1 Reading
- 2 Translation
- 3 Context
- 4 Categories
- 5 Relatability
- 6 Emotions
- 7 Discussion
- 8 Imagery
- 9 Recycling
- 10 Shock value



**“It’s called ‘reading’. It’s how people  
install new software into their brains”**

## Reading Hour

<https://www.dropbox.com/sh/e7vggthn3ubynv5/AABAFFkkr0sJFp7wBCNqdNUua?dl=0>

# WRITING



# LOST IN TRANSLATION 2

## Minions Language

[www.inthislittlecorner.com](http://www.inthislittlecorner.com)

## Translated

### Minions

Bello!  
Para tú  
La boda  
Papples  
Gelato!  
Bi-do  
Papai  
Poopaye!  
Tank yu!  
Me want banana!  
Bananonina!  
Underwear...  
Bee-do-bee-do-bee-do  
Tulaliloo ti amo  
Chasy  
Butt  
Po-ka  
Tatata-bala-tu!  
Hana  
Dul  
Sae  
Kampai  
Luk-at-tu  
Muak Muak Muak?  
Buttom





# School relations

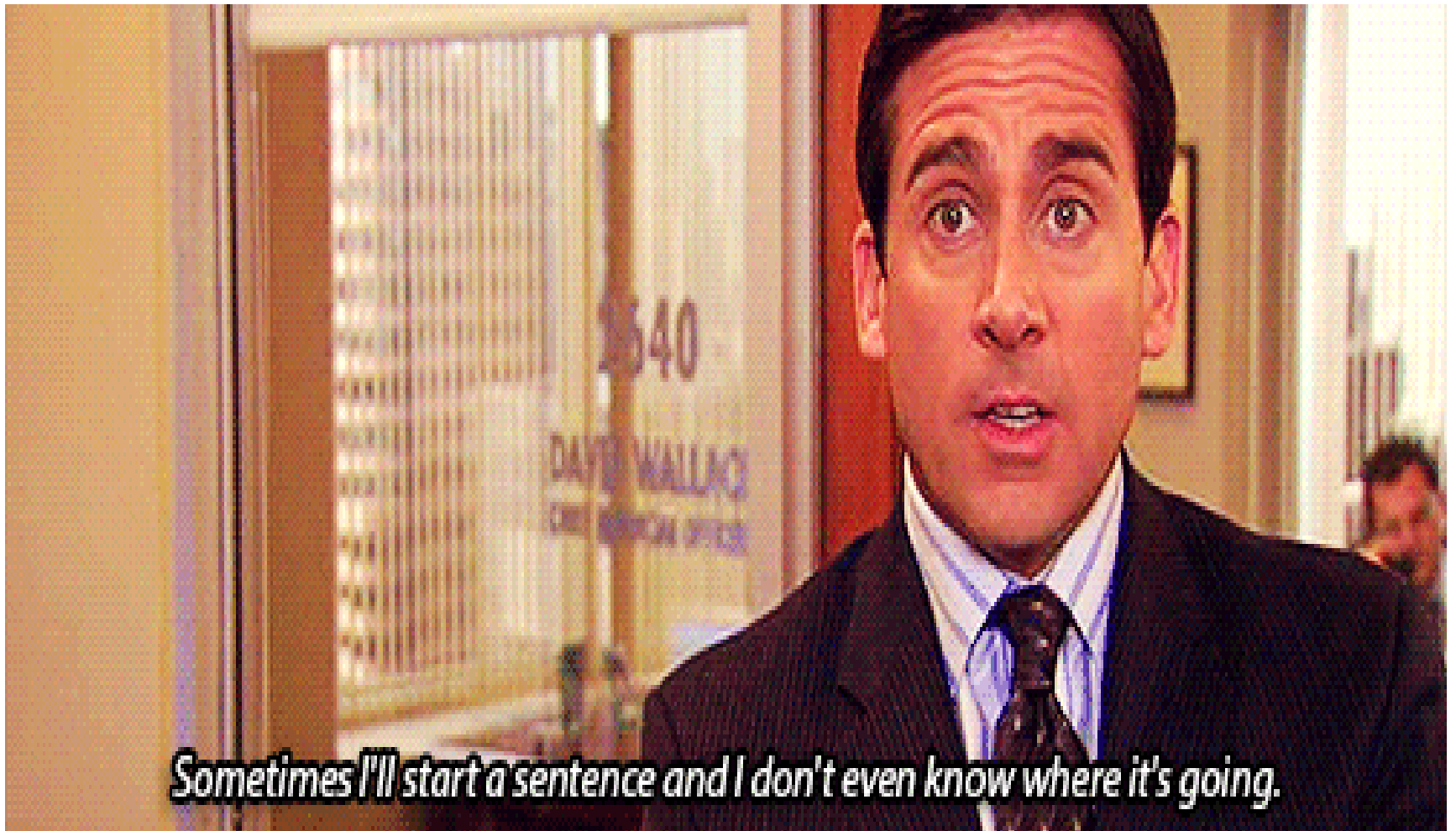
School relations are types of behavior between two people or a group of people. Every group has its own kind of behavior. Sometimes happens that one group touches other group or they can touch just one person, that is bullying. But sometimes one group can help another to do something like homework or some project or something like that. All that types of behavior we call school relations.

The good things about school relations is that students are helping each other when someone has a problem or he needs help with something. That's how people become closer, they become friends or even best friends. In school person learns how other people react at some things and that can help him in his life.

But there are bad things too. Some people are cruel and touch other people and make their life miserable. Some kids have trauma from school and sometimes they can't get rid of them all their life. People who touch other people think that they are cool but they aren't. Other people "respect" them but not in the way they should too, they are afraid of them.

In my opinion school relations are complicated and it's important to find a group of people that you can hang out with when you are at school. In that way you won't be alone and you won't be bullied by some other people, because your group will be with you.

17 November 2012



*Sometimes I'll start a sentence and I don't even know where it's going.*

# PLANNING



# FREQUENTLY-MADE MISTAKES

TASK COMPLETION	COHESION & COHERENCE	VOCABULARY	GRAMMAR
Not all parts of the prompt developed	Flow of ideas not clear	Articles	Prepositions
Insufficient support	Lapses in use of cohesive devices	Spelling	“Basic” grammar: noun/verb concordance, sg/pl forms, use of adjectives/adverbs, etc.
Inappropriate layout	Insufficient language control	Collocations	Punctuation
Copying or use of memorised vocabulary	Overparagraphing and underparagraphing	Direct translation and use of memorised vocabulary	Tenses

DOG HORSE HEN PIG

~~CAT~~ DUCK COW SHEEP

4 Write and say.

I'M A \_\_\_\_\_



I'M A \_\_\_\_\_




I'M A \_\_\_\_\_




I'M A CAT




I'M A \_\_\_\_\_



I'M A \_\_\_\_\_



I'M A \_\_\_\_\_



I'M A \_\_\_\_\_



## I CAN WRITE CORRECTLY!

I can use capital letters correctly.



1 Read and circle all the **capital letters**. Why are they there?

1 What's your name?	George. I'm George Walker.
2 Where are you from?	I'm from England.
3 Where do you live?	In York, in New Street.
4 When's your birthday?	In December. Just two days before Christmas.
5 What's your favourite sport?	Football, I've got a big match on Friday.
6 Where do you want to travel?	I want to travel to Asia.



2 Read and complete the text. Use these words: **oceans, holidays, months** and **surnames**.

In English we use capital letters where we use them in Croatian, too:

- at the **beginning of the sentence**
- for **first names** and \_\_\_\_\_
- for names of places: **streets, cities, countries, continents, islands, seas, \_\_\_\_\_, rivers** and **mountains**
- for \_\_\_\_\_, such as Christmas and Easter

But, be careful!

In English we sometimes use capital letters where we do not use them in Croatian.

- for the personal pronoun "I"
- for names of **days** and \_\_\_\_\_
- for words **Street, Sea, Ocean** and **River** in place names

3 Work in pairs. Say why we use capital letters in the names below.

Example

London!

It's a city.

London Mount Everest Croatia the Atlantic Europe Hermes South America Krk  
Julie Walker New York the Thames Split Greenland the Adriatic the Sava Africa

4 Copy these names in your notebook. Next to each name write the same in Croatian. Discuss differences in class.

the United Kingdom October the Adriatic Sea Monday the Pacific Ocean  
New Street the River Danube the Adriatic Sea Saturday

5 **WRITING** Answer the questions. Write full sentences.

- What is your favourite day (or days)?
- What is your least favourite day (or days)?
- Which month is your birthday in?
- Which street do you live in?
- Where do you usually spend your summer holidays?
- Which continent would you like to visit?
- Which city would you like to visit?

ONE MORE LOOK!

- Check and tick. ✓
- I have used capital letters correctly.
- I have checked my spelling.

## SUMMER CAMP, HERE I COME!

I can fill in a form.

1 Ella is the winner of a photography competition. The prize is a two-week photo summer camp in Croatia. She now needs to fill in a registration form. How much do you remember about her? Can you fill in the missing information?

2 **SPEAKING** Read Ella's text again. How are you similar to Ella or different from her? Talk about it.

Example Ella's friendly, and I'm friendly too.  
She's hardworking, but I'm not.

3 **WRITING** Imagine you are going to a summer camp of your choice. You first need to complete an application form which you will get from your teacher.

### Summer camp registration form

First name:  Address:

Last name:  Town/city:

Male  Female  Country:

Date of Birth:  Mobile phone:

Food allergies:  Emergency contact:

T-shirt size:  Email:

---

**Tell us something about yourself.**

- Introduce yourself.
- What are you like?
- What do you like? What don't you like?
- What can you teach other children at the camp?

My name is Ella Smith. I'm 10 years old. I live in Hamilton, New Zealand, with my parents and my brother.

I'm very friendly, and I like to meet new people. I'm also curious and hardworking. I'm not shy, so I think I will easily make new friends.

I love photography, but I've still got lots to learn about it. I like school, but I don't like every subject. My favourite subjects are science and languages. I speak English, French and some Māori.

Maybe I can teach children at the camp some Māori words.

My... **GRAMMAR!** Linking words **and** and **but**.

Think and discuss. Complete the rules with **and** or **but**.  
We use "and" and "but" to join two sentences. We use \_\_\_\_\_ for similar information, and \_\_\_\_\_ for information that is different.


- Ella lives with her parents. Ella lives with her brother.  
Ella lives with her parents **and** her brother.
- She likes school. She doesn't like all subjects.  
She likes school **but** she doesn't like all subjects.

Let's practise more! + WB, p. 43

Grammar summary + WB, pp. 00

ONE MORE LOOK!

- Check and tick. ✓
- I have answered all the questions.
- I have used **and** and **but** correctly.
- I have checked my spelling.
- I have checked my punctuation.



“When I use a word,” Humpty Dumpty said, in rather a scornful tone, “it means just what I choose it to mean—neither more nor less.”

## **Some people prefer to work in a group. Others prefer to work alone.**

A group is when more than two people are working together on a seminar, project or on something else. Some people would rather work on something with more people because they think together they can achieve better results. Others would be much happier if they could work alone because they would depend only on themselves.

Working in groups is a much better choice than working alone. First of all, people in groups can share tasks and because of that everyone would feel better as there wouldn't be such pressure on them as there would be if they worked alone. Secondly, if people work together they can help each other and if someone didn't understand something the other one could explain to him what he had to do and because of all that every person would do better than they would do alone.

Working alone has many benefits. Firstly, if you are alone you don't have to rely on anybody because people can let you down. For example, if only one person in the group didn't do their task everyone could suffer the consequences. In addition to this, when you are alone you can decide what are your priorities and when you want to do something. Because of that you will know the outcome of the task that you had to do.

To sum up, some people believe that working on something with more people is better because all people in the group would feel more relaxed and everyone would achieve better results. Others think that working alone has many advantages because you don't have to depend on others and you can decide what you want to do first. In my opinion, working alone is better because you are your own boss and you can choose which task you will do first and you know that everything you do is yours and that has some influence on your future attitude.

28 March 2014



# LISTENING



## Bačkizagre stuhpašeja

### *Dnohla vopi*

Diosero u lojma ćiku  
U đupredgra gamo dagra  
U liško su svi ga klitu  
Nije imo mofonagra

Kadot je dogle jevozma zdojnje  
Stopo je gaman stopo je danga  
Rafu đicekole i kserbo  
Gatsby čehla i nicukru

Bačkizagre stuhpa šeja  
Mojne mu se stavljatsupro  
Mai vulo, mai lako, mai ljedro  
Bačkizagre stuhpa šeja  
Mojne ga ni štani tatpi  
Mai vulo, mai lako, mai ljedro

Mofonagra das mai damse  
Koni štani dani cnezu  
Gupman što mu live jok  
Tonskebe zmeči čenavu mas

Bačkizagre stuhpa šeja  
Mojne mu se stavljatsupro  
Mai vulo, mai lako, mai ljedro  
Bačkizagre stuhpa šeja  
Mojne ga ni štani tatpi  
Mai vulo, mai lako, mai ljedro

# LOST IN TRANSLATION 3



## Zagrebački pastuh jaše

### *Hladno pivo*

Rodio se u maloj kući  
u predgrađu moga grada,  
u školi su svi ga tukli,  
nije im'o gramofona.

Otkad je gled'o zmajevo gnjezdo  
post'o je manga, post'o je gadan.  
fura koleđice i bokser,  
Gatsby hlače i krunicu.

Zagrebački pastuh jaše,  
nemoj mu se suprotstavljat,  
ima lovu, ima kola, ima drolje.

Zagrebački pastuh jaše,  
nemoj ga ništa pitat,  
ima lovu, ima kola, ima drolje.


Gramofona sad ima sedam,  
niko ništa ni da zucne.  
Mangup što mu veli jok,  
betonske čizme navuče sam.

Zagrebački pastuh jaše,  
nemoj mu se suprotstavljat,  
ima lovu, ima kola, ima drolje.

Zagrebački pastuh jaše,  
nemoj ga ništa pitat,  
ima lovu, ima kola, ima drolje.

# TIME TO WAKE UP

1 Listen and point.



2 Listen and repeat.




3 Finger family Listen and sing.



4 Listen and point.

5 Listen and repeat.

6 Act out.



7 This is the Way Listen and sing.



mum    dad    brother    sister    grandma    grandpa  
 This is my family.    Wake up.    Wash your face.    Brush your teeth.    Eat your breakfast.



# 2C FAMILY TALK

I can say a chant loudly and clearly.

## LOUD AND CLEAR

1 a) First, read the chant "Too Many Questions". Then complete it with the sentences below.

- 1 They ask too much.
- 2 Is that mud on your knees?
- 3 OK. You can rest...
- 4 When they ask me questions,

b) 4.5 Listen and check.

### TOO MANY QUESTIONS!

Please leave me alone!  
That's what I say.  
And I have to say it  
Ten times each day.

You see, my parents  
Are very nosy.

I don't feel too cosy.

They ask too often.

They don't understand  
Their questions are such...  
A bore!

Who's at the door?  
Open it, please!  
Why are you so dirty?

What have you got for  
homework?  
Answer me!  
JEEZ!

Where are your books?  
When is your test?  
How is school?

A bit!

I go to my room.  
I need some peace and quiet.  
Too many questions  
Make me very tired.



## My... EVERYDAY ENGLISH!

It's ok. So-so. Julia.

How is school? Who's at home?

Great! Not so good. Dad. Grandma.

What's in the box? Cat food. Where are my glasses?

Shoes. On your head.

When is the football game? Tomorrow. Next week. Why is your room a mess? Because I'm a little lazy.

Today.

## Creative me!

### I read and speak

Work in groups of four. Read the chant so that two of you read the part of George and the other two the part of the parents. Then switch parts.

### I write

What questions do your parents ask? What are your answers? Write a little chant. Start the questions with **Who, What, Where, When, Why** and **How**. Write between 6 and 12 lines.

17



# 1C HOMEWORK REVOLUTION

I can read a poem loudly and clearly.

## LOUD AND CLEAR

### HOMEWORK REVOLUTION

Written by Nina Sakic

Kids don't like homework.  
Therein lies the problem.  
And when I see problems,  
I have to solve them!

I think. I think hard.  
What can I do?  
To save every pupil,  
To help all of you?

Aha! There it is!  
A homework machine!  
A genius invention  
Hidden in the green!


One in every park!  
A homework revolution!  
To save your free time  
It's the perfect solution!

But I want children  
To be more clever,  
To know a lot  
And be smarter than ever.

So when you put your homework  
In my homework machine,  
It will give you a pill -  
The smartest you've seen!

When you take this pill  
You just know how  
To do your homework  
Right here and right now!

No to homework nightmares!  
No more homework tears!  
Down with homework trouble!  
Freedom to my peers!



## Creative me!

### I sing

Think of a rap melody for the poem. Sing it with your friends. Why not add a beat? Use your hands or your desk. Or try beatboxing.

### I act

Act out the poem. Use objects from the classroom to assemble your homework machine.

### I write

Compose a poem about homework. It can be a haiku or an acrostic poem. Make a class display.

### I design

Design a machine that can help you with school! What type of machine could help you in your everyday life? What would make your life easier?

- 1 2.0 Look at the drawing and the title of the poem. Why is the poem called *Homework Revolution*? Listen and check.
- 2 2.0 Listen again and underline the words that rhyme.
- 3 2.0 Listen to the poem, and practise reading it.
- 4 a) Circle the key word in every verse.  
b) Use the key words to write a short text message to your friends. Tell them about Ella's homework machine.  
c) Discuss. Is the pill really the best solution? Would you like to have a homework machine? Why? Why not?

31

# What ever happened to grammar?

Ne pitaj za mene  
prva svjetla se pale  
dolaze praznici  
i ljetno raspoloženje

Dok prolazim gradom  
u ove sunčane dane  
osjećam uzbuđenje  
kraj mene blješte reklame

Ne pitaj za mene  
kasno je za sve  
ne pitaj za mene (ne ne)  
Kasno je za sve

Putuj, putuj  
svi čekaju na tebe  
putuj, putuj  
mm, pogledaj me

Ne pitaj za mene  
kasno je za sve  
ne pitaj za mene (ne ne)  
kasno je za sve

Kraj je godine  
školska dvorišta su prazna  
pune se obale  
tek sada, sada si važna

Ne pitaj za mene (ne ne ne ne ne  
ne ne)  
prva svjetla se pale  
dolaze praznici  
i ljetno raspoloženje

Ne pitaj za mene  
kasno je za sve  
ne pitaj za mene (ne ne) x3  
kasno je za sve



# LISTENING ENHANCERS



**BLAH**

**BLAH**

AND

**BLAH**

**BLAH**

1 Listening

2 Translation

3 Context

4 Categories

5 Relatability

6 Emotions

7 Discussion

8 Imagery

9 Recycling

10 Shock value



# References

- Cubukcu, Feryal. "Enhancing vocabulary development and reading comprehension through metacognitive strategies." *Issues in Educational Research*. 18.1 2008: 1-11. <http://www.iier.org.au/iier18/cubukcu.pdf>
- Cubukcu, Feryal. "How to enhance reading comprehension through metacognitive strategies." *The Journal of International Social Research*. 1/2 winter 2008: 83-93.  
[http://www.sosyalarastirmalar.com/cilt1/sayi2/sayi2pdf/cubukcu\\_feryal.pdf](http://www.sosyalarastirmalar.com/cilt1/sayi2/sayi2pdf/cubukcu_feryal.pdf)
- Boulware-Gooden, R., Carreker, S., Thornhill, A., Joshi, R.M. "Instruction of metacognitive strategies enhances reading comprehension and vocabulary achievement of third-grade students." *The Reading Teacher*. 61.1 2007: 70-77
- Borzogian, Hossein. "Listening skill requires a further look into second/foreign language learning." *International Scholarly Research Network. ISRN Education*. Volume 2012: 1-10.  
<http://www.hindawi.com/journals/isrn/2012/810129/>
- Borzogian, Hossein. "Enhancing foreign language learning through listening strategies delivered in L1: and experimental study." *International Journal of Instruction*. 6.1 January 2013: 105-122.
- Vandergrift, Larry. "Facilitating second language listening comprehension: acquiring successful strategies." *ELT Journal* Volume 53/3 July 1999: 168-176. Oxford University Press 1999.  
<http://eltj.oxfordjournals.org/content/53/3/168.abstract>
- National Reading Panel. "Seven instructional strategies that improve comprehension." *The Report of the National Reading Panel: Teaching Children to Read*. (2000)  
[http://www.monarchknights.com/teacherwebpages/moss/documents/ComprehensionStrategies\\_.pdf](http://www.monarchknights.com/teacherwebpages/moss/documents/ComprehensionStrategies_.pdf)
- Taylor, Mary Ann. "Comprehension strategies that enhance literacy." NYSUT. Volume 1. April 2008: 44-47.  
[http://www.nysut.org/~media/files/nysut/resources/2008/april/educators-voice-1-early-literacy/educatorsvoice\\_080404\\_ch7.pdf?la=en](http://www.nysut.org/~media/files/nysut/resources/2008/april/educators-voice-1-early-literacy/educatorsvoice_080404_ch7.pdf?la=en)
- Enhancing reading comprehension: tips for SCU professors.  
<http://www.scu.edu/provost/writingcenter/resources/upload/hubforprofessorscriticalreading.pdf>



THANK YOU  
THANK YOU  
THANK YOU  
THANK YOU  
THANK YOU  
THANK YOU

**Have A Nice Day**

Mia Šavrljuga  
[miasava@gmail.com](mailto:miasava@gmail.com)