
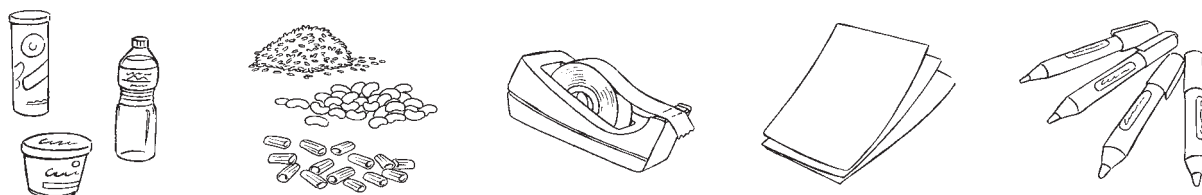


1 Make a shaker. 31

You need a container with a lid, rice, beans or pasta, sticky tape, paper, pens



- 1 Put some rice, beans or pasta in your container.
- 2 Tape down the lid of the container. Colour it.
- 3 Stick paper on the container.
- 4 Colour it.
- 5 Listen to *My super sister*. Play the shakers.

2 Draw and answer.

My shaker	My friend's shaker

- 1 What colour is your friend's shaker? It's
- 2 Is it big or small? _____
- 3 What other instruments can you play? _____
- 4 What other instruments can your friend play? _____

1 Invent your own festival. Write.

Choose a country: _____

Choose a season: _____

Choose a date: _____

What's the festival called? _____

What do people eat? _____

2 Draw and colour clothes for your festival. Write.

jacket T-shirt dress hat trousers shoes sunglasses sandals
swimsuit jeans scarf raincoat woolly hat gloves

My festival:

At my festival I'm
wearing

1 Read and match.

In Mongolia, some people live in houses called gers. The gers are made from wood, wool and ropes. They are a circle shape. They've got a door. They haven't got windows. They've got one room inside.

door


roof

wood

floor

wool

ropes



2 Draw and label your dream house.



Where is it? What is it made of? Has it got windows?
How many rooms has it got? Has it got a garden?

My dream house

1 Read. Then write *G* (Giraffe), *O* (Orang-utan) or *B* (Both).

The giraffe is the tallest animal in the world. It has a long neck and long legs.

It has short hair. It can run fast, but it can't swim. It can live for 25 years. The giraffe's favourite food is leaves.



The orang-utan has long, brown hair. It has long arms. It lives in trees. It can't swim. It can live for about 40 years. The orang-utan's favourite food is fruit.

1 It has long hair.



2 It can't swim.




3 Its favourite food is fruit.



4 It has long legs.



2 Find out about your favourite animal. Draw and write.



My favourite animal is

It

Wood to pencil

1 Read and order. Match.


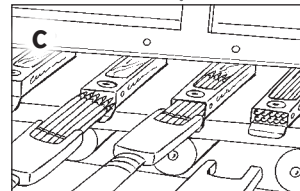


The machine cuts the pencils.
It puts them into boxes.

In the factory a machine cuts
the wood. It puts the colours
in the wood.

A lorry takes the pencils to shops.


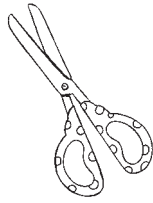
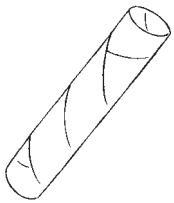
Wood comes from trees. A lorry
takes wood to a pencil factory.

3




2 Make a pencil pot.

You need a kitchen roll tube, scissors, glue, coloured card (some yellow and some of any colour), black pen



1




Stick a circle of card on the
bottom of the tube.

2




Stick coloured card on
the tube.

3




Make a cone of yellow card.

4



Colour in the top of the cone.

5



Put the cone on top of the
tube