



NEW BUILDING BLOCKS 3 – YEAR 3 UNIT 5

A MAGIC MESS

STEP 1 Fold na A4 paper in half.



STEP 2 Folded paper fold again, but not all, just crease the center of the fold.




STEP 3 Fold the left and the right parts to the the center.



STEP 4 Open the fold.

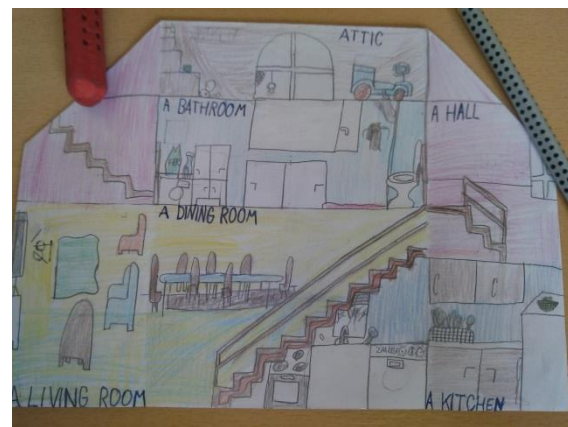

STEP 5 Press the corners to form a triangle on each side.



STEP 6 Tell the students to draw the rooms in the house on the front...

STEP 7 ...and the inside. Tell them to draw the furniture.

STEP 8 Have them label the parts of the house.



STEP 9 Display students work.

students class 3.a

teacher Nataša Arbutina

